Manual for
MSR-Spring return handle
(Dead man handle)

Depending on the application, it may be necessary to adjust the torque.

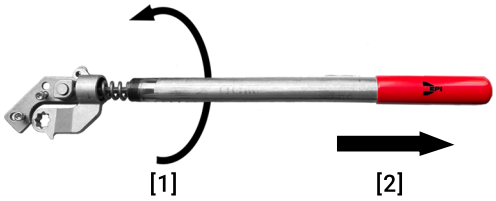

Unscrew the housing counterclockwise [1] and pull it off [2] to access the spring setting.

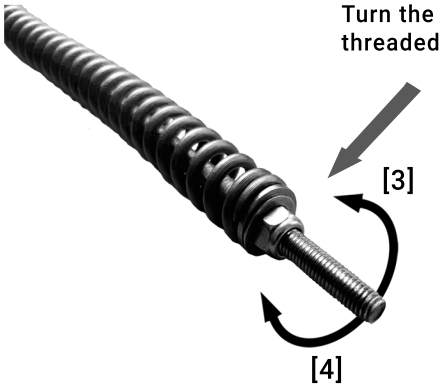

Turn the nut at the end of the threaded rod:

counterclockwise to decrease the tension [3].

or

clockwise to increase the tension [4].

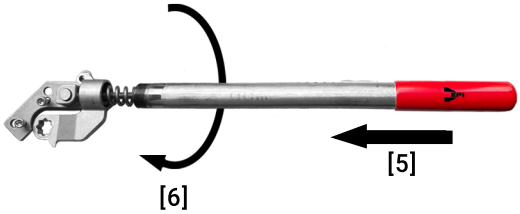

Pull the housing back on [5] and screw it tight clockwise [6].

Note: The lever has to close the valve completely shut. A too tight spring can lead to hard impacts on the end stops, which has to be avoided

For further information, please refer to the data sheet.